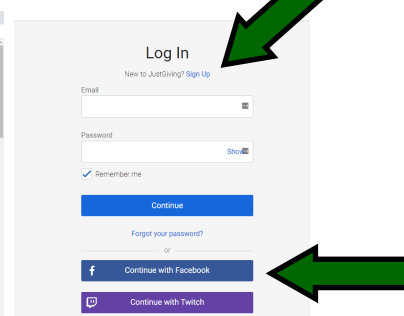
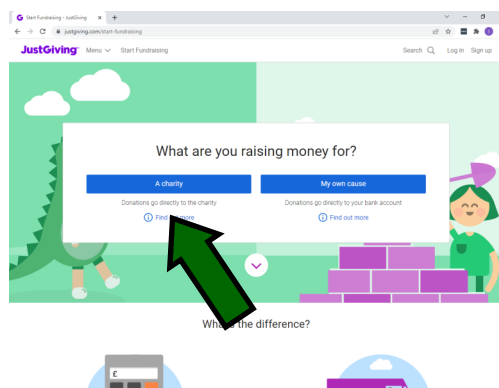
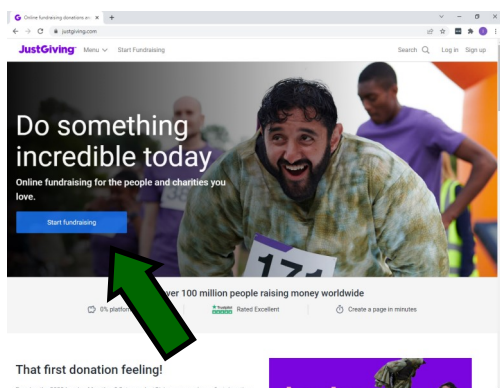


SET UP A FUNDRAISING PAGE WITH JUST GIVING!



STEP 1 – CREATE AN ACCOUNT



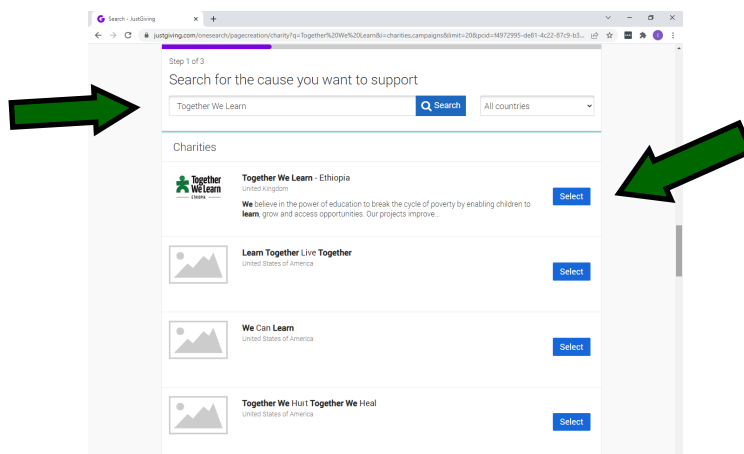
To set up a fundraising page, go to <https://www.justgiving.com/> and click 'Start fundraising'.

Next it will ask 'What are you raising money for?' and indicate that you will be raising money for a charity by choosing 'A charity'.

Log In with an existing Just Giving account. If you have never raised money through Just Giving before, click 'Sign Up' and create an account with your email, or click 'Continue with Facebook' to sign up via Facebook.

STEP 2 – CHOOSE TOGETHER WE LEARN

Type 'Together We Learn' into the search bar at the top of the page. Scroll down past Campaigns, until you reach Charities. Select Together We Learn from the top of the list.



STEP 3 – COMPLETE YOUR ACCOUNT

Choose which description best describes your fundraising activity; Fitness at home, Virtual gathering, gaming etc. Then, complete the extra details form by stating the Event Type, Name and Date, choosing a web address and Gift Aid (see example below). Once the details have been entered, scroll down to find the Terms and Conditions. To finish, click 'Create Your Page'.

The first screenshot shows the 'What are you doing?' selection screen with options like Emergency aid, Fitness at home, Virtual gathering, and Gaming. The second screenshot shows the 'Check your details' form where event information is entered. The third screenshot shows the 'Create your page' button, which is highlighted with a green arrow.

STEP 4 – EDIT YOUR PAGE

The screenshot shows the 'Edit your page' interface for a fundraising page titled 'John Smith London Marathon'. A green arrow points to the 'Edit your page' button, and another green arrow points to the 'Create a team' link at the bottom.

To personalise your page by adding a Summary, your Story or your fundraising Target, click 'Edit Your Page' and complete the details. See below for some content about Together We Learn that you might like to share with your supporters.

To create a team, click the 'Create A Team' link to add other people to your page.

Share the page URL with your friends and family so they can start donating!

CREATE A FACEBOOK FUNDRAISER

The first screenshot shows the Facebook sidebar with the 'Fundraisers' link highlighted by a green arrow and labeled with a '1'. The second screenshot shows the 'Raise money for a charity' section with the 'Select Charity' button highlighted and labeled with a '2'. The third screenshot shows the 'Choose a charity' search results with 'Together We Learn - Ethiopia' selected, labeled with a '3'.

Log into Facebook.

On the left-hand side, scroll down to Fundraisers. You may need to click 'See More' first.

From here, click 'Select Charity' to raise money for a charity.

In the search bar, type 'Together We Learn' and click on our link.

Here you can enter details, such as a description and goal amount. Simply add the details and click 'Create'.

ABOUT OUR WORK

Below is some content about Together We Learn that you can share on your page so that your contacts understand who we are, what we do, and where their donation is going.

Together We Learn is an organisation that supports children in Ethiopia to strive for a brighter future through access to quality education.

They believe in the power of education to break the cycle of poverty by enabling children to learn, grow and access opportunities.

They work with children, their families and communities in Ethiopia to what problems they face at home and how to overcome these so they can attend and concentrate in school. They also work with schools to improve the quality of classrooms and teaching for all pupils.

Their projects include student sponsorship to help children stay in school, construction of classrooms, taps and other facilities at schools, special projects to help girls succeed in education, training for teachers to improve quality of teaching, and after-school clubs and activities to improve children's quality of life!

You may want to include some quotes about our work from those we have supported.

"If there weren't these classrooms, we would be obligated to go to the furthest school to carry on in grade three, but now we have got a classroom and new teacher to learn in our school. We are arriving at school on time; we don't like to be absent." Grade three pupil

"Firstly, I was less focused, lacking confidence, shy and usually absent during my period but now I understand why girls have menstruation and how we can make our school life easier." Female student

"I still remember the very first ball I received from Together We Learn. Having that backing helped me have a goal in life and to live for a purpose. Through time it has helped me to realise my dream and I now work in the profession that I love most." Football team member and now team coach.

You can find further material on our website

About our work: <https://twlethiopia.org/about-us/>

About our projects: <https://twlethiopia.org/our-projects/>

About the impact of our work: <https://twlethiopia.org/impact/>

Case studies from our projects: <https://twlethiopia.org/blog/category/case-studies/>

THANK YOU!